



Caledonian

Airport Flame Retardant And Fire Resistant Cables

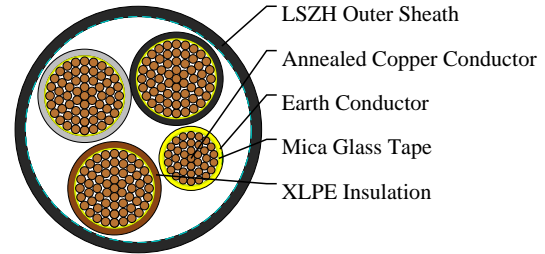

www.caledonian-cables.com

marketing@caledonian-cables.com

600/1000V Mica+XLPE Insulated, LSZH Sheathed Power Cables to IEC 60502-1(3+1 Cores)

FFX400 1mRZ1-R 3C300/120(CU/MGT+XLPE/LSZH 600/1000V Class 2)

Emergency Lighting Cables



APPLICATIONS

This cable is designed for areas where the integrity of the electrical properties circuit is critical in maintaining power supply. Applications can be found in emergency lightings, control and power circuits, power stations, fire alarm systems, underground tunnels, communications systems, sewage treatment plants, lifts, escalators, and high-rise buildings.

STANDARDS

Basic design adapted from IEC 60502-1

FIRE PERFORMANCE

| | |
|---|--|
| Circuit Integrity | IEC 60331-21; BS 6387 CWZ; DIN VDE 0472-814(FE180); CEI 20-36/2-1; SS229-1; NBN C 30-004 (cat. F3); NF C32-070-2.3(CR1) |
| Flame Retardance (Single vertical wire test) | EN 60332-1-2; IEC 60332-1-2; BS EN 60332-1-2; VDE 0482-332-1 ; NBN C 30-004 (cat. F1); NF C32-070-2.1(C2); CEI 20-35/1-2; EN 50265-2-1*; DIN VDE 0482-265-2-1* |
| Reduced Fire Propagation (Vertically-mounted bundled wires & cables test) | EN 60332-3-24 (cat. C); IEC 60332-3-24; BS EN 60332-3-24; VDE 0482-332-3; NBN C 30-004 (cat. F2); NF C32-070-2.2(C1); CEI 20-22/3-4; EN 50266-2-4*; DIN VDE 0482-266-2-4 |
| Halogen Free | IEC 60754-1; EN 50267-2-1; DIN VDE 0482-267-2-1; CEI 20-37/2-1 ; BS 6425-1* |
| No Corrosive Gas Emission | IEC 60754-2; EN 50267-2-2; DIN VDE 0482-267-2-2; CEI 20-37/2-2 ; BS 6425-2* |
| Minimum Smoke Emission | IEC 61034-1&2; EN 61034 -1&2; DIN VDE 0482-1034-1&2; CEI 20-37/3-1&2; EN 50268-1&2*; BS 7622-1&2* |
| No Toxic Gases | NES 02-713; NF C 20-454 |
| System Circuit Integrity | DIN 4102-12, E30 depending on lay system |



Caledonian

Airport Flame Retardant And Fire Resistant Cables

www.caledonian-cables.com

marketing@caledonian-cables.com

VOLTAGE RATING

600/1000V

CABLE CONSTRUCTION

Conductor: Plain annealed copper wire, stranded according to IEC 60228 class 2.

Insulation: Mica glass tape covered by extruded cross-linked XLPE compound

Cabling: The cores are cabled together in concentric layers with suitable non-hygroscopic fillers.

Outer Sheath: Thermoplastic LSZH compound type LTS3 as per BS 7655-6.1

COLOUR CODE

Insulation Colour as per BS7671

Insulation Colour: Yellow/Green, Brown, Gray, Black

Sheath Colour: Black (other colors upon request)

PHYSICAL AND THERMAL PROPERTIES

Temperature Range During Operation: -30°C ~ 90°C

Temperature Range during Installation : -5°C ~ 50°C

Minimum Bending Radius: 6 x OD

Electrical Properties

Dielectric Test: 3500 V r.m.s. x 5' (core / core)

Insulation Resistance: 1000 MΩ x km (at 20°C)

Short circuit Temperature : 250°C (up to 5 secs)

Conductor Operating Temperature : 90°C

Ambient Temperature : 30°C

DIMENSION AND PARAMETERS

| Caledonian Cable Code | No. of Cores × Cross-sectional Area | No./Nominal Diameter of Strands | Conductor Diameter | Nominal Insulation Thickness | Nom. Overall Diameter | Approx. Weight |
|--------------------------------|-------------------------------------|---------------------------------|--------------------|------------------------------|-----------------------|----------------|
| | No. × mm ² | no./mm | mm | mm | mm | kg/km |
| FFX400 1mRZ1-R 3G300/120 | 3x300/120 | 61/2.52 | 22.68 | 1.8 | 58.9 | 15100 |

Current-Carrying Capacities (Amp)

| Conductor Cross-sectional Area | Ref. Method 4 3/4 cables, 3-phase a.c. | Ref. Method 3 2cables, 1-phase a.c. or d.c. | Ref. Method 3 3/4 cables, 3-phase a.c. | Ref. Method 1 2 cables, 1-phase a.c. or d.c. flat and touching | Ref. Method 1 3/4 cables, 3-phase a.c. flat and touching or trefoil | Ref. Method 1 1 2 cables, 1-phase a.c. or d.c. flat and touching | Ref. Method 1 1 3/4 cables, 3-phase a.c. flat and touching or trefoil |
|--------------------------------|--|---|--|--|---|--|---|
| mm ² | A | A | A | A | A | A | A |
| 300 | 396 | 532 | 455 | 693 | 576 | 741 | 621 |

Voltage Drop (Per Amp Per Meter)



Caledonian

Airport Flame Retardant And Fire Resistant Cables

www.caledonian-cables.com

marketing@caledonian-cables.com

| Nominal Cross sectional Area | 2C cable, d.c. | 2C cable, 1-phase a.c. | 3C or 4C cable, 3-phase a.c. |
|------------------------------|----------------|------------------------|------------------------------|
| mm ² | mV/A/m | mV/A/m | mV/A/m |
| 300 | 0.155 | r:0.16x:0.14z:0.21 | r:0.14x:0.12z:0.185 |



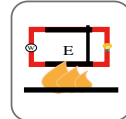
Rated voltage



Circuit Integrity
IEC 60331-21/BSG387/BS 8491



Flame Retardant
NF C32-070-2.(C2)
IEC60332-1-2/EN50266-2-1



Functional integrity
DIN 4102-12



IEC60502-1



Low Corrosivity
IEC60754-2/EN50267-2-2.3
NF C32-074/NF C20-453




Low Smoke Emission
IEC 61034-2 / EN 50268-2
NF C32-073/NF C 20-902



Low Toxicity
NES 02-713/NF C 20-454



Reduced Fire Propagation
NF C32-070-2.(C1)
IEC60332-3-24/EN50266-2-4



Zero Halogen
IEC 60754-1/EN 50267-2-1
NF C20-454